



colorlab

magazine

FALL 2006

FALL RTW COLLECTION

20 NEW FABULOUS
RTW SHADES

FASHION FORECAST THE BIG COVER UP

NEW PRODUCTS

MULTI-DIMENSIONAL FROSTS
DAYLIGHT LUMINIZER
ACTIVE POWDERS
AND MORE

www.colorlabcosmetics.com/privatelabel

mixology

FORMULAS ON PAGE 11

Mixology is all about creating new products through experimentation. Sometimes mixology happens intentionally, other times it materializes accidentally. Here are a few mixology recipes we have gathered. Use them as a springboard to create your own. We'd love to hear about your mixology!

SPRAY HIGHLIGHTER

Create any color with this easy to use spray highlighter. Place the ingredients into a disposable cup and blend. Pour into the small Face It! bottle. Replace pump, shake and spray.

PACKAGE IN 1 OZ SPRAY BOTTLE, FA33
SUGGESTED RETAIL \$10-12

HOLIDAY LIGHTS

This split lipstick is a beautiful holiday color. The little bit of work it takes in the beginning is well worth the finished results! (1) Start by laying mold wide open. Cut a 1 3/4" x 1 3/4" piece of a blending sheet. Place the sized blending sheet over the two center molds (fig. A). Close the mold and tighten. (2) Heat and pour the Green lipstick on the rounded side of the mold (fig. B). Allow five minutes to cool. (3) Lay mold on its side (green lipstick side down) and carefully open (fig. C). Carefully peel back blending sheet, leaving lipstick in the mold. Don't worry if a little lipstick comes off on the sheet. This is normal. (4) Close the mold. Heat and pour the Red lipstick on the opposite side of the green. Allow to cool.

PACKAGE IN SILVER BULLET TUBE, LC8
SUGGESTED PROMOTIONAL RETAIL \$18

CANDY CORN

JUST LIKE THE REAL THING, Candy Corn lip gloss is sure to be a Halloween favorite. Four smoothie bases fill five wands. The key to creating straight lines of color in the wand is all in the pouring. Once the Yellow is blended, scoop it out and place in a disposable cup for melting. Once melted, squeeze the sides of the disposable cup as you pour to create a small, controlled stream of lip gloss (fill 1/4 of each of the 5 wands and allow to cool). Be sure not to overheat the smoothie base as it will cause the wand to bulge. Heat and pour the Orange smoothie the same way the Yellow was poured (filling each wand to 3/4 full). After the orange has cooled, repeat with the White smoothie, filling the remainder of the wand (while leaving a gap for the stopper).

Don't be afraid of the individual colors, once swirled together they make a beautiful peach shade.

PACKAGE IN GLOSS WAND, LC14
SUGGESTED RETAIL \$16-20

EYE HUE INTENSITY

CREATED BY GEORDIE MACDIARMID of Salon Ego Mechanix, San Jose, Ca. Necessity is the mother of invention. During a photo shoot, Geordie MacDiarmid needed high intensity eye color to achieve the look he was seeking. He went straight to Colorlab's Saturated Colors and began creating. The shades are designed to be applied wet and blended until smooth. Then apply dry to set the color.

1 Emerald City, 2 Mecca, 3 Brigadoon, 4 Avalon, 5 Shangri-La
PACKAGE IN 3G JAR, PP2
SUGGESTED RETAIL \$18

new products

A heapin' helpin' of new ready-to-wear and custom products

1

2

3

4

5

6

7

8

cat fight

mocha mojo

rave review

steal the show

urge to splurge

bourbon

rosebud

spice

suede

sugarplum

tulip

jaded

vintage

1 MULTI-DIMENSIONAL FROSTS Compatible with all of Colorlab's custom systems, Multi-Dimensional Frosts allow you to create new and innovative color shifting shades. A little goes a long way. We recommend using tiny scoops of this highly concentrated frost. Morganite shifts from rose to copper to gold. Chrysolite shifts from bright green to gold to peach. Azurite shifts from turquoise to blue to violet. Alexandrite shifts from silvered green to red to gold.

2 NEW MINERAL FOUNDATION SHADES Choose from three great new shades of pressed and loose mineral foundation. Natural micronized minerals offer long-lasting coverage with a lightweight look and feel. New shades are: Clay (medium yellow red), Coffee (dark yellow brown) and Earth (dark yellow brown). The minerals are talc-free, fragrance-free, dye-free and non-comedogenic.

3 GLOW WITH DAYLIGHT LUMINESCENCE Daylight Luminescence body shimmer gives your skin a delicate shimmery glow. (Shade is sheer beige with rainbow flecks.

4 PLUMPER, MORE VOLUPTUOUS LIPS 24/7 Lip Treatment visibly smoothes and plumps lips while reducing the appearance of fine lines and wrinkles. Natural peptides Maxi-lip™ and Dermaxyl™ plump and hydrate lips, smooth fine surface lines and improve lip contour by stimulating collagen production. 24/7 Lip Treatment will increase lip volume by 40% after applying 3 times a day for 29 days as proven in clinical trials.

5 SENSATIONALEYES EYESHADOW PRIMER Create the perfect canvas for long-lasting, crease-proof eyeshadow with SensationalEyes eyeshadow primer. Utilizing the latest technology for maximum effectiveness, SensationalEyes is formulated with Hibiscus Esculentus Complex, a vegetal alternative to Botox, that when applied daily has been proven in clinical trials to reduce wrinkles by 26%.

6 SKETCH STICKS Same great pencils, Eight new shades. Two eyeliners (Jaded and Vintage) and six lip liners (Bourbon, Rosebud, Suede, Sugarplum, Spice, and Tulip).

7 ACTIVE POWDERS ADDITIVES Customize your mineral products with new age defying actives that target specific skin conditions. Great for any mineral powder formulas. **FIRMING COMPLEX** anti-aging active powder restores firmness to the skin and protects the skin. **MOISTURIZING COMPLEX** active powder helps provides long lasting moisturizing and cellular regeneration for healthier more youthful looking skin. **EYE BRIGHTENING COMPLEX** active powder reduces under eye darkness for a more youthful, well-rested appearance. **LIGHTENING COMPLEX** offers long-term lightening effects for darkened skin. **BALANCING COMPLEX** regulates oil production and maintains a matte effect.

8 NEW LIP GLOSS SHADES Shimmer and shine with Colorlab's new RTW lip gloss shades. Choose from Cat Fight, Mocha Mojo, Rave Review, Steal the Show and Urge to Splurge or try them all.

seasonal looks

RTW products and brushes are listed in UPPERCASE.
Custom products are listed in UPPERCASE ITALICS.
Custom product formulas are listed on page 11.

DARK DIVA



From the designer's dark, dramatic trends this fall, comes a woman who is sharp and focused. She presents a clean face with intense color on eyes and lips which represents an undercurrent of dark romance. (CUSTOM *only*)

APPLICATION DIRECTIONS

FOUNDATION Full Coverage

CONCEALER As needed

POWDER Use finishing powder with DELUXE KABUKI to set foundation.

CHEEKS To give a "chisel" effect to the cheeks, apply MAVEN *blush* with YOU'RE BLUSHING brush at the cheekbone from apple of the cheek up through cheekbone; blend lightly.

EYES Apply SPARK to eyelid with IN THE SHADOW brush. Blend COSMO into crease and outer corner of the eye with IN THE SOCKET brush. Apply LILAC MOON using ALL OVER IT brush under brow bone. Use VINTAGE sketch stick to line the eyes all the way around. Apply WONDERBROW with angle side of BROW WOW brush. Apply a full coat of black AMAZING MASCARA to top and bottom lashes.

LIPS Line and fill in lips with SUGARPLUM sketch stick and apply STRONG lipstick with SABLE LIP BRUSH.

maven

spark

cosmo

lilac moon

strong

EYES WIDE OPEN



The neutral face of fall is bare but not innocent. Earthy metallics grace eyes and cheeks while a touch of color on the lips bring life to the look. (RTW/CUSTOM)

APPLICATION DIRECTIONS

FOUNDATION Sheer

CONCEALER As needed

Powder Apply translucent powder with DELUXE KABUKI brush

CHEEKS Apply GOLDEN NECTAR/PLAYDATE to apples of the cheeks with GIVE AND TAKE brush. Eyes Apply TENDERNESS/INNOCENT all over the eye and blend using ALL OVER IT brush. Apply SHY/SHINE to eyelid with IN THE SHADOW brush and SERENITY/MIRROR in the crease with SOCKET TO ME brush. Smudge JADED sketch stick all the way around the eyes. Apply WONDERBROW with angle side of BROW WOW brush. Apply a light coat of black/brown AMAZING MASCARA to top lashes only.

LIPS Line and fill in lips with TULIP sketch stick and apply WHO'S THAT GIRL?/COPPER ORE Or MADEMOISELLE/LEAD lipstick with SABLE LIP BRUSH and DREAMER/BASHFUL gloss.

golden nectar

tenderness

shy

serenity

who's that girl?

mademoiselle

dream on

ALTA MODA



This look is all about high style. Straight from the runway fabrics (from tweed to velvet) rich colors steal the show. For those of you who shy away from high style/trend, this look is more wearable for a variety of skintones. (RTW/CUSTOM)

APPLICATION DIRECTIONS

FOUNDATION Full Coverage, matte

CONCEALER As needed

POWDER Use finishing powder with DELUXE KABUKI to set foundation.

CHEEKS To give a "chisel" effect to the cheeks, apply L'AMORE/FOR THE FUTURE blush with YOU'RE BLUSHING BRUSH at the cheekbone from apple of the cheek up through cheekbone; blend lightly.

EYES Blend ORGANZA/GENERATIONS with IN THE SHADOW brush in upper crease to all the way under the brow. Blend FRESCO/INHERITANCE on eyelid and lower part of the crease using DETAIL ORIENTED brush. Apply TIERRA/FROM THE PAST in crease and outer corner of the eye with SOCKET TO ME brush. Use VINTAGE sketch stick to line the eyes all the way around. Apply WONDERBROW with angle side of BROW WOW brush. Apply black/brown AMAZING MASCARA to top and bottom lashes.

LIPS Line and fill in lips with SPICE sketch stick and apply CIAO BELLA/BRITON or DOLCE VITA/LEGACY lipstick with SABLE LIP BRUSH and BELLISIMO/HONOR gloss.

l'amore

organza

fresco

tierra

ciao bella

la dolce vida

bellissimo

BE WICKED



This look captures fall fashion's spunky attitude. With gray as the new black and a bold red lip favored by designers as the new accent color, this look is sleek and demanding. (RTW only)

APPLICATION DIRECTIONS

FOUNDATION Full Coverage, matte

CONCEALER As needed

Powder Use finishing powder with DELUXE KABUKI to set foundation.

Cheeks To give a "chisel" effect to the cheeks, apply SPELLBOUND blush with YOU'RE BLUSHING BRUSH at the cheekbone from apple of the cheek up through cheekbone; blend lightly.

EYES Apply DÉJÀ VU all over the eye using ALL OVER IT BRUSH. Blend PINK WHISPER on the eye lid with DETAIL ORIENTED brush and MYSTICAL into the crease using CAST A SHADOW brush. Line the top of the eyes with MARINA and the bottom with MARBLE. Apply WONDERBROW with angle side of BROW WOW brush. Apply 2 strong coats of black AMAZING MASCARA to top and bottom lashes.

LIPS Line and fill in lips with MERLOT sketch stick and apply VODOO or CHARMED lipstick with SABLE LIP BRUSH and LOVE POTION #9 gloss.

spellbound

deja vu

pink whisper

mystical

voodoo

charmed

love potion #9

fall RTW collection

Colorlab’s fall ready-to-wear collection reflects the trends of romantic mysticism, high style decadence and wide-eyed innocence. From rich, classic neutrals featuring gray as the new black to red as a key accent shade, Colorlab brings you a universally wearable collection for fall 2006. For more information, please contact your Account Executive.



SEASONAL RTW DISPLAY

Colorlab’s Fall ready-to-wear collection reflects the makeup seen on this season’s runways. From classic black & whites to muted palettes in a bouquet of garden shades,

ALTA MODA

l’amore
organza
fresco
tierra
ciao bella
la dolce vida
bellissimo

EYES WIDE OPEN

golden nectar
tenderness
shy
serenity
who’s that girl
mademoiselle
dream on

BE WICKED

spellbound
deja vu
pink whisper
mystical
voodoo
charmed
love potion #9

#65 COLORLAB CUSTOM COSMETICS

For the 2nd Year in a Row, Colorlab Cosmetics Ranked as One of Inc. Magazine’s 100 Fastest Growing Inner City Companies.

On April 19, 2006, Colorlab Cosmetics was ranked 65 on the 2006 ICIC-Inc. Magazine Inner City 100 list which identifies the 100 fastest growing inner-city companies in America. This is the second year in a row that Colorlab was included in the ranking. Colorlab was ranked 72 in 2005. The companies were selected from over 4,500 nominations.

A message from Mary Swaab, founder and CEO: We are once again honored to be ranked on the Inc. Inner City 100 list, which boasts some truly amazing companies. We have worked tirelessly this past year to continue to build the company.

We recognize that our growth depends on you, the customer. This honor is really a reflection of your success. We thank you for choosing Colorlab to be your cosmetics partner and we look forward to continuing to provide you with products and services that give you a competitive edge and further your business growth.

Warm regards,
Mary Swaab



FASHION FORECAST THE BIG COVER UP

With the cooler months ahead, it’s only natural to want to bundle up and this year on the runway that is exactly what the designers are doing. Most focused on covering the body rather than exposing, in some cases even the face was covered. Whether you want to hide a volcanic pimple or a beer gut, this year’s collections have got you covered.

MORE IS MORE. Hemlines came in balloon/bubble/puffball/blouson. Tunics and oversized sweaters were pop in the top category. Coats and dresses with free falling backs were another voluminous item on the runway.

LAYER IT ON. From minimal to maximal, multilevel looks were catching eyes by combining coats, suits, dresses, sweaters, pants, and skirts. Legs were covered in pants, leg-warmers, leggings, socks, and sock-boots. Bare legs are out and covering your legs with leggings, leg-warmers, tights, opaque hose, anklets, and knee highs are in.


OPPOSITES ATTRACT. Black/white, masochistic/monastic, long coats/minis, loose tops/tight pants were some of the contrasting concepts, but his-and-her designs that were dresses in the front and pants in the rear, by Rei Kawakubo, took the cake.

SEASONED COLOR. Colors consisted mainly of blacks, greys, purples, and reds. Chanel reconfigured the little black dress they originally debuted in 1962. Red appeared in lip color, shades, shoes, bags, belts, and clothes.

A-TEN-HUT! The military was a strong source of inspiration for many designers. From guerilla garb to Napoleonesque military style was definitely at the front lines of fashion this season. Officer’s coats, cadet jackets, and paratrooper gear seemed to be standard issue.

EXCESSIVE ACCESORIES. Big, framed, and crushed bags are the must haves. Jacob Marley must of been on the minds of designers, because chains were used everywhere. Feet were covered with platforms, pumps with hidden inner platforms, shoe boots, monogramed velvet flats, and boots that ranged from the calf to over the knee.

BEST BETS. The sweater, the Little Black Dress, volume, layers, leggings, the mini, metallics, and plaids and checks.



HIGHLIGHTER DISPLAY

A beautiful department store quality POP Display that can be placed at the cash wrap to increase retail sales. It is customizable and easily changeable to accommodate many different promotions. For RTW & Custom.

COLOR & FACE DISPLAY

This sleek, contemporary, Lucite display showcases your own collection of products in an easy to change design. This display can be customized with changeable templates to highlight your product focus: color, face or a combination of both. For RTW & Custom.

PALETTE DISPLAY

Another great way to increase impulse buying. The same quality POP Display base used for the Highlighter display can be quickly converted to this setup by changing one template. It grabs attention and sales! For RTW & Custom.





FASHION FORECAST

FALL/WINTER 2006








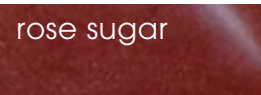


colors & formulas

Here are some product formulas you can make to follow the trends for fall 2006. Use these colors to update your display for fall with the trend looks suitable for your clientele


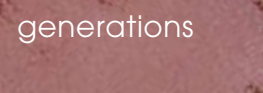
lipstick

 briton	 copper ore	 lead	 legacy
 strong	 brilliant	 burning	 celluloid pink
 gummy bear	 natural beauty	 opaline	 red clay

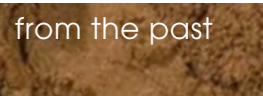




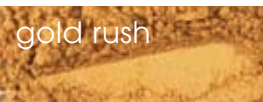


lip gloss

 bashful	 honor	 antique	 faded lilac
 flashdance	 just bitten	 pomegranate	 rose sugar
 sedona	 vamp		

blush

 for the future	 maven	 playdate	
 mirror	 generations	 innocent	 inheritance

eye glaze & pudding

 from the past	 shine	 spark	 lilac moon
 cosmo	 gold rush	 mysterious	 peridot

eye shadow

BRILLIANT Butter base .25 + .125 Peach .25 Ruby Red .25 Coral .25 Paprika .25 Magenta .125 + .125 Ochre 6 drops Silkening Modifier
BRITON Butter base .50 Magenta .25+.25 Ruby Red .25 Flame .25 Ochre .125 + .125 Sapphire .125 + .125 Blackberry

BURNING Matte base 1.0 Red Red .50 Flame .50 Ruby Red .50 Brown 1 small scoop Russet Frost 1 small scoop Gold Frost 5 tiny scoops Bronze Frost 2 tiny scoops Nugget Foil 12 drops Silkening Modifier 1.5 ml Moisture Additive

CELLULOID PINK Butter base .50 Magenta .50 Peach .25 + .25 Ochre .125 Sapphire 1 small scoop Coral Frost 1 small scoop Pink Gold Frost 5 tiny scoops Sand Frost 5 tiny scoops Violet Frost 3 tiny scoops Nugget Foil 1 tiny scoop Twinkle Foil 12 drops Silkening Modifier .5 ml Moisture Additive
--

COPPER ORE Crème base .50 White .50 Peach .50 Marigold .25 + .25 Tangerine .25 + .25 Sapphire .25 Paprika .25 Cocoa 1 small scoop Sand Frost 1 small scoop Champagne Frost 1 small scoop Gold Frost 1 small scoop Coral Frost 12 drops Silkening Modifier 2 ml Moisture Additive

GUMMY BEAR Butter base .375 Coral .125 Cocoa .125 Ruby Red 1 small scoop Fuchsia Frost 2 tiny scoops Opal Frost 1 tiny scoop Violet Frost 4 tiny scoops Twinkle Foil
LEAD Butter base .50 Mahogany .50 Peach 1 small scoop Fuchsia Frost 1 small scoop Champagne Frost 1 small scoop Twinkle Foil 12 drops Silkening Modifier .2 ml Moisture Additive

key: lipstick lip gloss blush eye glaze & pudding eye shadow

LEGACY Crème base .50 Brown .50 Peach .50 Paprika 3 tiny scoops Bronze Frost 3 tiny scoops Copper Frost 1 small scoop Champagne Frost 4 tiny scoops Twinkle Foil 6 drops Silkening Modifier 1 ml Moisture Additive
NATURAL BEAUTY Crème base .50 Brown .50 Peach .25 Paprika .25 + .25 Ruby Red 6 drops Silkening Modifier
OPALINE Butter base .25 Blackberry .25 Mahogany .50 Magenta 1 small scoop Fuchsia Frost 1 small scoop Crystal Frost 1 large scoop Coral Frost .5 ml Moisture Additive
RED CLAY Matte base 1.0 Wineberry 1.0 Brown .50 Red Red .25 + .25 Marigold
STRONG Matte base .50 + .25 Red Red .50 + .25 Wineberry .25 Ruby Red .25 Crimson .125 + .125 Black 1 tiny scoop Silver Frost

ANTIQUE Smoothie base 2 drops Mahogany 1 tiny scoop Coral Frost

BASHFUL Glacé base 2 drops Peach 2 drops White 1 drop Coral 1 drop Brown
--

FADED LILAC Gloss base 3 drops Wineberry 2 drops Blackberry 1 drop Blueberry 1 small scoop Coral Frost 1 small scoop Crystal Frost

FLASH DANCE Glacé base 2 drops Flame 2 drops Crimson 1 drop Sapphire 3 tiny scoops Gold Frost 1 tiny scoop Nugget Foil

HONOR Glacé base 2 tiny scoops Sand Frost
--

JUST BITTEN Glacé base 3 drops White 2 drops Cocoa 2 drops Red Red 1 drop Magenta

POMEGRANATE Smoothie base 1 drop Mahogany 2 drops Crimson 2 drops Red Red 4 tiny scoops Coral Frost 2 tiny scoops Sienna Frost
ROSE SUGAR Smoothie base 6 drops White 1 drop Mahogany 4 drops Coral 1 small scoop Fuchsia Frost 5 tiny scoops Gold Frost 2 tiny scoops Twinkle Foil
SEDONA Gloss base 9 drops Cocoa 4 drops Red Red 1 small scoop Champagne Frost 1 small scoop Coral Frost
VAMP Smoothie base 7 drops Marigold 5 drops Wineberry 4 drops Black 5 tiny scoops Sienna Frost 2 tiny scoops Gold Frost

FOR THE FUTURE 1/2 t. Translucent Modifier MP 1/4 t. + 1/8 t. Tourmaline MP 1/4 t. + 1/8 t. Alabaster MP 1/4 t. Light MP 1/4 t. Rose Quartz MP 1/8 t. Sunlight Gold MP 2 tiny scoops Amber MP 2 tiny scoops Saturated Red MP 1 tiny scoop Saturated Blue MP

MAVEN 1 t. Translucent Modifier MP 1/4 t. + 1/8 t. Medium MP 1/4 t. Rose Quartz MP 1/8 t. Agate MP 1/8 t. Pink Gold Frost 1/8 t. Fuchsia Frost

PLAY DATE 3/4 t. Translucent Modifier MP 1/4 t. Sunstone MP 1/2 t. Medium MP 1/4 t. Sand Frost 1/4 t. Pink Gold Frost 2 tiny scoops Lapis MP

GENERATIONS 5 ml (10 pumps) Pearl Toner 5 ml (10 pumps) Thinner 1.5 ml (3 pumps) Fringe Benefit 1 large scoop Rose Quartz MP 2 tiny scoops Amber MP 1 small scoop Fuchsia Frost 1 small scoop Opal Frost
--

IN THE DIRT 3 ml (6 pumps) Fringe Benefit 1 ml (2 pumps) Pearl Toner 1 ml (2 pumps) Thinner 1 small scoop Jade MP 1 small scoop Agate MP 1 large + 1 sml scoop Bronze Frost
--

INHERITANCE 3 ml (6 pumps) Fringe Benefit 1 ml (2 pumps) Pearl Toner 1 ml (2 pumps) Thinner 1 small scoop Sunstone MP 1 large scoop Sienna Frost 1 large scoop Copper Frost
--

INNOCENT 5 ml (10 pumps) Pearl Toner 5 ml (10 pumps) Thinner 1.5 ml (3 pumps) Fringe Benefit 1 small scoop Agate MP 1 small scoop Moonlight Pearl MP 1 small scoop Champagne Frost 1 small scoop Crystal Frost
MELANCHOLIC 3 ml (6 pumps) Fringe Benefit 1 ml (2 pumps) Pearl Toner 1 ml (2 pumps) Thinner 1 small scoop Onyx MP 1 small scoop Tourmaline MP 1 large scoop Violet Frost 1 small scoop Fuchsia Frost
MIRROR 5 ml (10 pumps) Pearl Toner 5 ml (10 pumps) Thinner 1.5 ml (3 pumps) Fringe Benefit 1 large scoop Onyx MP 1 large scoop Tigers Eye MP
VINTAGE 5 ml (10 pumps) Pearl Toner 5 ml (10 pumps) Thinner 1.5 ml (3 pumps) Fringe Benefit 1 lrg + 1 sml scoop Alabaster MP 4 tiny scoops Lapis MP 3 tiny scoops Crystal Frost

COSMO 3/4 t. Onyx MP 1/4 t. + 1/8 t. Saturated Blue MP 1/8 t. Lapis MP 1/8 t. Silver Frost
GOLD RUSH 1/2 t. Coverage Intensifier MP 1/4 t. + 1/8 t. Saturated Yellow MP 1/4 t. Amber MP 1/8 t. Sunstone MP 1/8 t. Copper Frost

FROM THE PAST 1/4 t. Jade MP 1/4 t. Tigers Eye MP 1/8 t. Amber MP 1/8 t. Agate MP 1/4 t. Champagne Frost 1/4 t. Fuchsia Frost
--

MYSTERIOUS 1/2 t. Onyx MP 1/4 t + 1/8 t. Amethyst MP 1/8 t. Rose Quartz MP 1/8 t. Silver Frost 1/8 t. Violet Frost 3 tiny scoops Platinum Foil

PERIDOT 1/2 t. Jade MP 1/4 t. Coverage Intensifier MP 1/4 t. Tigers Eye MP 1/8 t. Amber MP 1/8 t. Saturated Yellow MP 1/8 t. Sand Frost 1/8 t. Gold Frost

SHINE 1/2 t. Coverage Intensifier MP 1/2 t. Light MP 4 tiny scoops Amber MP 1/2 t. Sand Frost
SPARK 1/2 t. Alabaster MP 1/8 t. Tourmaline MP 1/8 t. Amber MP 1/4 t. Pink Frost 1/8 t. Sand Frost 1/8 t. Pink Gold Frost 3 tiny scoops Garnet Frost

LILAC MOON 3/4 t. Alabaster MP 1/2 t. Light MP 1/4 t. Amethyst MP

mixology formulas

CANDY CORN GLOSS ORANGE (make twice) Smoothie Bases 1 drop Flame 2 tiny scoops Twinkle Foil 1 tiny scoop Sand Frost 1/2 tiny scoop Copper Frost .2ml Moisture Additive 6 drops Silkening Modifier 4 drops Mimosa 2 drops Crème Brule
--

WHITE Smoothie Base 1 small scoop Crystal Frost 3 tiny scoops Twinkle Foil .2ml Moisture 2 drops Silkening Modifier 4 drops Mimosa 2 drops Crème Brule
--

YELLOW Smoothie Base 1 drop Marigold 4 drops Peach 2 drops White 1 small scoop Gold Frost 3 tiny scoops Saturated Yellow MP 1 tiny scoop Nugget Foil .2 ml Moisture Additive 2 drops Silkening Modifier 4 drops Mimosa 2 drops Crème Brule
--

HOLIDAY LIGHTS GREEN Butter Base .25 Ochre .125 Blackberry 1 drop Sapphire 1 small scoop Crystal Frost 1 small scoop Twinkle Foil 3 tiny scoops Saturated Blue MP 6 drops Silkening Modifier 2 drops Mint

RED Crème Base 1.0 Red Red .50 Ruby Red .50 Wineberry .25+.25 Flame .125+.125 Blackberry 6 tiny scoops Champagne Frost 3 tiny scoops Gold Frost 2 tiny scoops Bronze Frost .5ml Moisture Additive 6 drops Cherries Jubilee
--

EYE HUE INTENSITY ATLANTIS 1/4 t. Saturated Blue MP 1/4 t. Lapis MP 1/8 t. Light MP 2 tiny scoops Onyx MP 1/2 + 1/8 t. Pink Gold Frost
--

AVALON 1/4 t. Saturated Green MP 1/4 t. Alabaster MP 1/4 t. Jade MP 1/8 t. + 2 tiny scoops Onyx MP 1/4 t. Silver Frost 3 tiny scoops Twinkle Foil
--

BRIGADOON This color is light and airy, Geordie uses it to tone down and "smoke out" any intense color. 1/2 t. Onyx MP 1/2 t. Moonlight Pearl MP 1/4 t. Translucent Modifier MP 1/8 t. Alabaster MP

EMERALD CITY 1/2 t. Translucent Modifier MP 1/4 t. Saturated Blue MP 1/8 t. Sunlight Gold MP 1/8 t. Lapis MP 1/8 t. Saturated Green MP 1/8 t. Saturated Yellow MP 1/8 t. Gold Frost

MECCA 1/4 + 1/8 t. Saturated Yellow MP 1/4 t. Moonlight Pearl MP 1/4 t. Translucent Modifier MP 1/8 t. Amber MP 1/8 t. Light MP 1/8 t. Crystal Frost

SHANGRI-LA 1/4 t. Medium MP 1/4 t. Sunstone MP 1/4 t. Amber MP 1/4 t. Translucent Modifier MP 1/4 + 1/8 t. Opal Frost 1/8 t. Fuchsia Frost

SPRAY HIGHLIGHTER CHAMPAGNE 10 ml Distilled Water 18 pumps Pearl Toner 5 tiny scoops Gold Frost

PINK 10 ml Distilled Water 18 pumps Pearl Toner 3 tiny scoops Pink Gold Frost 2 tiny scoops Fuchsia Frost 1 tiny scoop Pink Frost

UPCOMING TRADE SHOWS

Colorlab Cosmetics, an innovator of the finest custom blend cosmetics, invites you to experience what your competitors have been talking about. Wouldn't it be great to have your cosmetic clientele experience cosmetics created just for them while they watch? Colorlab allows you to custom blend perfectly matched foundations, lipsticks, glosses, mineral powder eyeshadows, and blushes in unlimited colors right before their eyes and the best part is they will keep coming back because you hold the secret to their unique creation. Look for our email or postcard listing the shows where we will be exhibiting at next.

COLORLAB TRAINING

If you currently sell or have recently purchased any of Colorlab's custom blend systems (lipstick, foundation, or mineral powder) you are eligible for a free training session at Colorlab corporate headquarters. Trainings may also be scheduled at your location for a nominal fee. To schedule a training, call 1-800-790-2417.

CONSULTING SERVICES

If you've ever wondered how you can...

- launch the Colorlab line
- raise in-house awareness of your cosmetics
- re-launch and re-energize your makeup line
- boost sales through events and promotions
- approach clients with cosmetics offerings
- best train your makeup staff

...just ask. Colorlab can help you create, develop and grow a successful cosmetics business. For more information call 1-800-790-2417.

BULK PRICING ON READY-TO-WEAR SHADES

Your favorite ready-to-wear shades are available in bulk. Call us at 1-800-790-2417.

CONTRACT MANUFACTURING

Create your own exclusive cosmetics line infused with Colorlab's technical knowledge and commitment to quality. Contract manufacturing is available in our state-of-the-art facility in Williston, VT. Our plant was designed to fulfill your research, formulation and manufacturing needs...from lipstick, lip gloss, eyeshadow and foundation to skin care, body care and beyond. Take advantage of our flexible production capacity. Our equipment can accommodate runs from small to large. We look forward to the opportunity to help you achieve your business goals. For more information, please call 1-800-790-2417.

ONLINE CATALOG & NEWSLETTER IMAGES

Visit Colorlab's online catalog and find newsletter images you can print at www.colorlabcosmetics.com/privatelabel. Navigate to the catalog or the newsletter.



COLORLAB COSMETICS
1112 FIFTH AVENUE
ROCKFORD, IL 61104

PRST STD
US POSTAGE
PAID
ROCKFORD, IL
PERMIT NO. 1244

