

color²rlab

PRIVATE LABEL MAGAZINE

SPRING/SUMMER 2016

hello
STROBING!

CLEAN LIVING

FRAME OF REFERENCE

CALIFORNIA DREAMIN'

AU
NATUREL

Colour Wash
COLLECTION

6 NEW LIPSTICKS • 5 NEW NAIL POLISH
NEW PACKAGING FOR CUSTOM BLEND

ColorlabPrivateLabel.com • 1.800.790.2417

SPRING/SUMMER 2016

Spring looks tend to fall into two different camps—the trends you can't wait to recreate and the ones you can't stop staring at.

Soft smoky eyes in shades of GREY, hazy TAUPES and BRONZE, to single swipes of pastel colors juxtaposed with vivid shades of BLUE and GREEN applied in graphic patterns sum up this seasons' eye makeup trends. The new '**Minimalist**' makeup has color influence from the Impressionistic art of Monet and Renoir in shades CORAL, APRICOT, BLUSH, PINK, and LEMON dominated the runway for a sense of femininity and refinement.

The 'Nude' lip has a new twist! It has evolved into delicately faded shades of PEACH, PINKS, BERRY and CORAL tones which are the statement lips for Spring.

Brows are feminine and groomed emphasizing the natural brow contour.

A background layer of beautiful soft, dewy, luminous skin coupled with a light eye, soft blush of color on cheeks and lips aligns this elegant, feminine, fresh look.

Glitzy, bejeweled face charms were shown at Givenchy. Bling was placed all over the model's face in an intricately swirled-out pattern which created a mask made from either pearls, crystals or lace. Eye embellishments of glitter and mascara studded gems added interest for those of us who dare to wear.



Emphasizing the under eye only creating an imbalance and colorful blue and green shadows reminiscent of the 70's.



TREND • ALERT!

New!
Color Wash
COLLECTION



SAY GOODBYE TO CONTOURING AND helloSTROBING!

So, what *is* strobing exactly? It's a fun term for highlighting, basically. Instead of intensifying the darker areas of your face as you do with contouring (like the hollows of your cheekbones), simply highlight the areas that naturally catch the most light. This gives a dewy, youthful feel to your overall look. Strobing can be achieved by using either powders or crèmes.



1 Prep your skin. Strobing is all about getting the perfect glow, so you'll need to replenish dull, dry skin with a moisturizer and foundation.

2 Use a highlighter shade that best matches your skin tone. To avoid the frosted '90s look, make sure the highlighter you're using complements your skin tone for a subtle sheen.

3 Only use the highlighter in areas that catch light: on your cheekbones, along your temples, down the bridge of your nose, above and below your brow bone, in the corners of your eyes, front of chin and above your cupid's bow. This will enhance your natural features. If you have oily skin, skip areas like your forehead or chin, which could be shiny already.

4 After you've applied the highlighter, blend it out with your fingers or a brush. Blend to make sure you blend away any harsh edges of highlighter so it fades into the rest of your skin. Skin should appear as if it is glowing from within and product is not just lying on the face.



RECOMMENDED PRODUCTS FOR THE PERFECT STROBE.

POWDERS:

Loose Highlight Powders: Moonlight, Candlelight, Daylight

Loose Mineral Eyeshadow: Star, Ingot, Princess, Babydoll

PRESSED POWDERS:

Reflective Powder: Light, Medium, Tan

Pressed Highlighters: Moonlight, Daylight

CRÈMES:

Glisten Up! Face and Body Illuminator: all shades

Beauty Fix Crème Palettes: Warm Me Up!, Cool Me Down!

PENCILS:

Eye Brightening Pencils: Pearl or Matte

FOR CUSTOM BLEND: use our **Cultured Pearls Highlighter** formula featured in FRAME OF REFERENCE. Create various shades of highlighters using **Flawless Finish** in the formula as the product will flow and glow the skin.



COOL ME DOWN!



2016
SPRING/SUMMER
RTW
COLLECTION

CLEAN LIVING

Prime skin with **Sheer Porefection Age Defying Matte Primer**, followed by **Mineral Moisture Tint** applied with the **Get Even Brush** for polished perfection. Lightly flush the cheeks with **Shell Blush**. Highlight the cheekbone and face using **Moonlight Highlighter** or **Glisten Up!** in **Highlight** or **Starlight** to strobe the face.

Prime lids with **Eyelights in Ray of Light**. **Wheat Eye Shadow** is applied to the eyelid with the **In the Shadow Brush**. **Toffee Eye Shadow** will create a soft shadowed crease when applied with the **Cast a Shadow Brush**. Outline top and bottom lids with **Lush Brown Luxury Liner**, keeping close to the lashes and lightly soften the under eye liner with the sponge tip applicator. Apply **Stormy Weather Eye Shadow** under the eye to create an imbalance. For those who prefer to create a color imbalance use **Tanzanite** or **Emerald Luxury Liner** instead of **Stormy Weather Eye Shadow**.

Lastly, define lips with **Twig Lip Liner** and apply one of our **NEW Soft Spoken, Bitten** or **Demure Lipstick**. Top off with **Must Have Lip Gloss**. Paint your nails with **NEW Class Act** or **Next to Nothing**. For a 'pop' of color try **Leader of the Pack**.

MOONLIGHT HIGHLIGHTER

GLISTEN UP!



CLEAN LIVING:READY-TO-WEAR

Simple, gentle look with prominent attention to the under eye. Clean Living is not bound in any framework. Add a pop of color to the under eye for a fresh, modern feel.

Face Primer



**SHEER POREFECTION™ AGE DEFYING
MATTE PRIMER**



MINERAL MOISTURE TINT

Illuminator Glisten Up!



HIGHLIGHT
SOFT BEIGE

STARLIGHT
SOFT PINK

Eye Primer



EYELIGHTS™
RAY OF LIGHT

Blush



SHELL
PINK PEACH-matte

Eye Shadows



WHEAT
BEIGE W/HINT OF YELLOW-matte



TOFFEE
PEACHY TAN-matte



STORMY WEATHER
PLUM BROWN-matte

Eye Liners



LUSH BROWN
WATER PROOF LUXURY LINER GEL




TANZANITE
SHIMMER LUXURY LINER GEL




EMERALD
SHIMMER LUXURY LINER GEL

Lips

Color Wash
COLLECTION



SOFT SPOKEN
C SOFT PINK



BITTEN
n MAUVE SHIMMER



DEMURE
C SOFT MAUVE



LIP GLITZ
MUST HAVE
SHEER SHINE



SKETCH STICK™
TWIG
NATURAL

Nail Polish



CLASS ACT
n BEIGE



NEXT TO NOTHING
n SOFT MAUVE



LEADER OF THE PACK
n BLUE GREEN

VEGAN
FRIENDLY

FRAME OF REFERENCE

WISE DISGUISE liquid concealer

Prime skin with **Sheer Porefection™ Age Defying Matte Primer**, followed by a **Mineral Moisture Tint** or **Custom Blended Foundation**.

Finish with a light dusting of **Cultured Pearls Highlighter** on the top of cheekbones, bridge of nose and above the brows. **Cultured Pearls Highlighter** created with **Flawless Finish HD Powder** floats on the skin for complexion perfection. Lightly flush and sculpt the cheeks with **Sunday Brunch Blush**.

Groom brows with **Wonderbrow**, and apply **Sensationaleyes™**. Determine if your client prefers a matte or slightly luminous all over eye color then apply either **Toasted** or **Pink Champagne Eye Shadow** using the **All Over It Brush**. With the **In the Shadow Brush** apply

NEW Girl Talk Eye Shadow onto the socket and blended up slightly onto the brow bone to create a background of color. **Night Owl Eye Shadow** creates your frame of reference when applied with **Socket to Me Brush** through the crease of the eye and under the eye.

Outline top and bottom lids including lower water line with **Caviar Sketch Stick** or **Lush Black Luxury Liner**, keeping close to the lashes and lightly soften lash line with the sponge tip applicator.

Define lips with **Ginger Lip Liner** and apply **NEW High Strung Lipstick**. Top off with **Tease Lip Gloss**. Go bold or soft with nail polish using either **Moving Metal** or **Runaway Bride**.

WONDERBROW™

New!

GISELE

CINDY

LAUREN

JULIA

HALLE

EVA

PAMELA

MICHELLE



FRAME ^{OF} REFERENCE

Alluring, soft smoky eyes wrapped in grey are still rocking the runway coupled with a sweep of soft color on cheeks and lips. Luminous skin, glistening with highlights make this look a 'show stopper'.

Face Primer



HD FINISHING POWDER
(RTW REFLECTIVE POWDER W/PEPTIDES)

- ¼ tsp Moonlight Pearl
- ¾ tsp Translucent Modifier
- 1 tsp High Definition Powder


Highlighter



CULTURED PEARLS
(RTW SHADE OF MOONLIGHT)

- ¾ † Alabaster
- ¼ † Crystal Frost
- ¼ † Sand Frost
- ½ † Flawless Finish

Blush



SUNDAY BRUNCH
(RTW SUNKISSED)

- ¾ † Translucent Modifier
- ½ † Flawless Finish
- ½ † Rubellite
- ¼ † Copper Frost

Eye Liner



LUSH BLACK


LUSH BLACK

Eye Shadows



PINK CHAMPAGNE
(RTW INGENUE)

- ⅛ † Rubellite
- ½ † Alabaster
- ¼ † Sunlight Gold
- ¼ † Medium Mineral Powder
- ¼ + ⅛ † Moonlight Pearl
- 2 tiny Champagne Frost



TOASTED
(RTW BISQUE)

- ¾ † Medium Mineral Powder
- ½ † Light Coverage Intensifier
- ⅛ † Alabaster Mineral Powder
- 2 tiny Tourmaline



GIRL TALK
(RTW CHABLIS)


- ½ † Champagne Frost
- ⅛ † Garnet Frost
- ½ † Translucent Modifier
- 2 small scoops Rose Quartz
- 2 tiny Copper Frost



NIGHT OWL
(RTW MYSTICAL)

- ¼ † Light Mineral Powder
- ½ † Onyx
- ¼ † Alabaster
- ⅛ † Crystal Frost
- ⅛ † Bronze Frost
- ⅛ † Jade
- 2 tiny Diamond Dust

Lips



HIGH STRUNG
(RTW GIRL NEXT DOOR)

- Crème Base
- .25 + .25 Russet
- .125 Paprika
- .125 + .125 Blackberry
- 4 tiny Copper Frost
- 1.0 ml Moisture Additive
- 6 drops Silkening Modifier
- .50 Body Builder
- .25 Mahogany
- 4 tiny Gold Dust Frost
- 3 tiny Opal Frost



TEASE LIP GLOSS
(RTW TEMPT ME)

- Lip Smoothie Base
- 1 tiny Sienna Frost
- 1 tiny Garnet Frost
- 1 tiny Sand Frost
- 1 tiny Champagne Frost

Lip Liner



GINGER SKETCH STICK™

Nails



RUNAWAY BRIDE
w SHEER PINK



MOVING METAL
n SILVER SIMMER

VEGAN FRIENDLY



CALIFORNIA DREAMIN'

Custom blend a **Tinted BB Cream** or foundation and apply with the **Get Even Brush**. Softly sculpt the cheeks with **Natural Sun Blush**, blending it up onto the cheekbones and into the temples with the **You're Blushing Brush**. Accentuate the top of cheekbones with **Bare Skin Highlighter** for a glazed effect.

Prime lids with **Eyelights** in **Ray of Light**. **Sand Castle Eye Shadow** is applied to the entire eye using the **All Over It Brush**. With the **In the Shadow** brush apply **Half Baked Eye Shadow** to socket, blending up onto the crease and brow bone to sculpt the eye. Softly shade the under eye with **Half Baked Eye Shadow** using the **Socket to Me Brush**. Starting at the outer corner of eye, apply **Dune Eye Shadow** using the **Cast a Shadow Brush**, blending in a > shape for more intensity. Line close to the lash line with **Lush Brown Luxury Liner**.

Define the lips with **Spice Lip Liner**, apply either **NEW Sunset on the Beach Crème Lipstick** or **Sea Shell Sheer Lipstick**. Top off with **Nude Beach Lip Gloss**.

Polish nails with **NEW Barefoot** or **Lazy Afternoon** to complete the total tonal effect of California Dreamin'.

Eye Shadow Primer



EYELIGHTS™
RAY OF LIGHT



CALIFORNIA DREAMIN'

Au Natural with a new twist! Dress the face with neutral tones of browns, soft peach, and nudes. Soft neutral eyes and lips; cheek wrapped with a natural glow.

Face Primer



TINTED BB CREAM

Face Highlighter



BARE SKIN

(RTW CITYLIGHT OR SUNLIGHT GLISTEN UP)

- 1/8 t Rubellite
- 1/8 t Alabaster
- 1/2 t Sunlight Gold
- 1/4 t Moonlight Pearl
- 1/2 t Medium Mineral Powder
- 2 tiny Champagne Frost
- 1/2 t Translucent Modifier

Blush



NATURAL SUN

(RTW SHIMMERING SUNSET OR GOLDEN NECTAR)

- 1 t Translucent Modifier
- 1/4 t Tigers Eye
- 1/4 t Rose Quartz
- 1/4 t Russet Frost
- 1/8 t Gold Frost

Eye Shadows



SAND CASTLE

(RTW ROSE GOLD OR MELON)

- 1/2 t Translucent Modifier
- 1/8 t Sand Frost
- 1/8 t Champagne Frost
- 2 tiny Copper Frost
- 1 tiny Fuchsia Frost
- 1 tiny Sienna Frost



DUNE

(RTW GERMAN CHOCOLATE/CHOCOLATE VELVET/CLOVE)

- 1/2 t Trans Modifier
- 1/2 t Light Base
- 1/4 + 1/8 t Agate
- 2 tiny Rose Quartz
- 2 tiny Ant. Gold
- 1 tiny Bronze



HALF BAKED

(RTW BRINDLE OR VIENNA COFFEE)

- 1 t Medium Mineral Powder
- 1/4 t Garnet Frost
- 1/8 t Amethyst
- 1/8 t Agate

Eye Liner



LUSH BROWN

WATER PROOF LUXURY LINER GEL

Lip Liner



SPICE SKETCH STICK™

Lips

Color Wash
COLLECTION



SUNSET AT THE BEACH

(RTW AU NATURAL)

- Crème Base
- .25 Paprika
- .25 x 3 Peach
- .125 Red Red
- .125 + .125 Tangerine
- .125 + .125 Coral
- .25 Brown
- 1 small scoop Gold Dust
- 1.0 ml Moisture Additive
- 6 drops Silkening Modifier
- 4 tiny Copper Frost
- 4 tiny Bronze Frost

SEA SHELL

(RTW COLETTE)

- Butter Base
- .50 Peach
- .125 x 4 Russet
- 2 drops Blackberry
- 2 small scoops Pink Frost



NUDE BEACH LIP GLOSS

(RTW BELLISIMO)

- Lip Smoothie Base
- 1 tiny Champagne Frost
- 1 tiny Sand Frost

Nails

VEGAN
FRIENDLY



BAREFOOT

n NUDE



LAZY AFTERNOON

n LIGHT PINK

New Products

N NEUTRAL
W WARM
C COOL

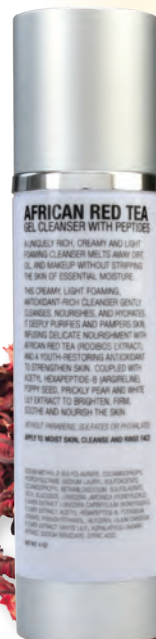
AFRICAN RED TEA BOTANICAL GEL CLEANSER WITH PEPTIDES

A uniquely rich, creamy and light foaming cleanser melts away dirt, oil, and makeup without stripping the skin of essential moisture. Formulated **without sulfates, phthalates and parabens.**

This creamy, light foaming, antioxidant-rich cleanser gently cleanses, nourishes, and hydrates. It deeply purifies and pampers skin, infusing delicate nourishment with **African Red Tea (Rooibos Extract)**, and a youth-restoring antioxidant to strengthen skin. Coupled with **Acetyl Hexapeptide-8 (Argireline)**, **Poppy Seed**, **Prickly Pear** and **White Lily Extract** to brighten, firm, soothe and nourish the skin.


Formulated with **Acetyl Hexapeptide-8**, which is also known as **Argireline**, is a peptide compound that is used in skin care to reduce the appearance of wrinkles brought on by repeated facial expressions. **African Red Tea (Rooibos Extract)** is rich with the enzyme superoxide dismutase - an excellent anti-aging substance and a powerful anti-oxidant. Superoxide dismutase is necessary for the production of healthy skin-producing cells and also fights wrinkles by neutralizing the free radicals.

Poppy Seed Extract instantly firms the skin while **Prickly Pear Extract's** high content of water-binding compounds makes it a powerful humectant that attracts and retains moisture onto the skin. High in **B vitamins and vitamins A and C**, it also contains the key active piscidic acid, a powerful antioxidant that prevents the formation of free radicals and protects the skin from oxidative stress. **White Lily Extract** fortifies, protects, moisturizes and regenerates all skin types due to the high level of saponins and polysaccharides.



AU NATURAL

N Medium Pink w/ Peach




BITTEN

N Neutral Mauve Shimmer




SWEET RETREAT

W Coral Shimmer



DEMURE

C Soft Mauve



SOFT SPOKEN

C Cool Soft Pink

Color Wash COLLECTION

COLOR WASH LIPSTICKS

Our Color Wash lipsticks create a sheer finish for the most natural look. Lightweight, smooth and creamy infused with Vitamin E and Jojoba that soothes, hydrates, moisturizes and protects lips. Lipsticks add color and shine to lips with conditioning benefits that continue even after the color is removed.

GIRL NEXT DOOR

C Medium Pink



Spring/Summer 2016

NEW PACKAGING for CUSTOM BLEND

NAIL POLISH Our state-of-the-art formula strengthens and moisturizes nails as it delivers long-wearing, high-shine, chip-resistant color. The polish applies evenly without streaking, due to our larger, flexible brush. Packaged in our signature square bottle with a matte, platinum cap. Free from the harsh chemicals Toluene, Formaldehyde, Formaldehyde Resin, DBP (Dibutyl Phthalate) and Camphor.




BAREFOOT
n Neutral Nude



CLASS ACT
n Neutral Beige



LAZY AFTERNOON
c Cool Light Pink



LEADER OF THE PACK
n Neutral Blue Green



NEXT TO NOTHING
n Neutral Soft Mauve

VEGAN
FRIENDLY



NEW SHADE: WONDERBROW™

GISELE, the new soft taupe shade completes the **Wonderbrow™ Brow Tint** collection which colors, defines, and enhances brows. Wonderbrow™ fills brows, sets them in place and emphasizes the natural arch. Can be used alone or mixed with mineral powders to alter the shade. Use with our **Brow Wow Brush**; a taklon/ nylon double ended angle brow with spooly.

Now available in 8 shades



Due to printing process actual colors may vary

They have arrived! **Black lipstick tubes** and **lip gloss wands** for custom blending. **The crystal clear lip gloss tube** showcases the product beautifully and looks fabulous labeled or imprinted.

This new lip gloss tube gives you the ability to fill 2 lip gloss wands with one lip gloss base. Divide the lip gloss base in half if you want to create only one lip gloss. Remember to divide your formula in half too!

All three custom blend systems now have alternate Black packaging available.

The new crystal clear lip gloss wand is also available in matte silver for those whom use matte silver packaging.





COLORLAB COSMETICS
1112 FIFTH AVE
ROCKFORD IL 61104

PRST STD
US POSTAGE
PAID
ROCKFORD, IL
PERMIT #1244

EDUCATION:

VIRTUAL TRAINING

Colorlab Cosmetics is excited to announce that we are now offering Virtual Training using WWW.ZOOM.US for our new and existing customers. With this site, we can connect with multiple computers, allowing your employees to train from various locations, yet still be together as a group.

A convenient way to interact directly with one of our professional instructors or sales associate. The perfect tool for learning about your new custom blend system, airbrushing or a bridal make-up course. Even if you need a refresher course, we are here to help you succeed. Call your Account Representative to schedule a training today! (Additional fees may apply)

COLORLAB TRAINING DVDS

Training DVDs are available for Colorlab's Custom Blend Lipstick, Mineral and Foundation Systems. The training DVDs are divided into sections that coordinate with the System Manuals to replicate the face to face training experience.

FOR MORE INFORMATION PLEASE CALL [800-790-2417](tel:800-790-2417).

COLORLAB EMAIL UPDATES

Our monthly email updates include promotional ideas and special sales offers. If you haven't been receiving these updates, then we don't have your email address!

Please email or call your account representative to get on our list today!

ONLINE CATALOG & NEWSLETTER:

Download online catalog and find a newsletter you can print at ColorlabPrivateLabel.com

MIX^oLOGY

If you want to blend the latest trend in matte long last lipstick...we have the formula for you!

ULTRA-MATTE LONG LASTING LIPSTICK

- Matte base
- 3.0 units of Pigments
- 1 large scoop of Flawless Finish Powder

Blend the pigments on your blending sheet. Soften the matte lipstick base in microwave and add to the pigments on the blending sheet. Place the mixture into your original matte base cup. Heat for 15 seconds or until it is mixable. Add up to 1 large scoop of Flawless Finish Powder and mix well. Place again in microwave and heat in short increments until liquefied. Stir thoroughly prior to pouring into the lipstick mold. Do not overheat as air bubbles will appear in your finished lipstick.



SHOW US YOUR STUFF & WIN!

Send in the Mixology recipes you've created using Colorlab Private Label Custom Lip, Mineral or Foundation systems. Our staff will test the products and select a winner from all those received. The winner will receive a \$100 credit towards Colorlab products and have their product featured in our Newsletter. PLEASE SUBMIT YOUR RECIPES BY [AUGUST 1, 2016](#).

SEND ENTRIES TO:

Colorlab Private Label Mixology
Show Us Your Stuff
1112 Fifth Ave
Rockford, IL 61104

ALL CUSTOM BLEND CREATIONS AND LOOKS CREATED BY COLORLAB.