



color⁺lab

magazine

spring 2007

SPRING LOOKS

HOT LOOKS FROM THE RUNWAYS
THE PRODUCTS YOU NEED AND
HOW TO APPLY THEM

NEW DISPLAYS

NEW PRODUCTS

LIP PLUMPER IN THREE SHADES
TIME BOMBS SEEK & DESTROY LINES
10 PRESSED EYE SHADOWS

FASHION FORECAST

www.colorlabprivatelabel.com

mixologyFORMULAS ON PAGE 11

Mixology is all about creating new products through experimentation. Sometimes mixology happens intentionally, other times it materializes accidentally. Here are a few mixology recipes we have gathered. Use them as a springboard to create your own. We’d love to hear about your mixology!



DO-IT-YOURSELF HIGHLIGHTING/ CONTOURING KIT

For clients who want to get into the “mix” themselves, this do-it-yourself highlighting/contouring kit allows them to custom blend their own highlighting and contouring powders at home. The loose powders and creams can be mixed together in any combination to create new highlighting/contouring shades. Can be used anywhere on the face or body.

Mix the powders on blending sheet and then place in stackable containers. Mix creams on plastic blending sheet and then scrape into stackable containers.

formulas are listed from top to bottom in the order in which they are stacked.

PACKAGE IN:
STACKABLE POTS, FA15
SUGGESTED RETAIL: \$42-58

COLOR INTENSITY

Colorlab’s Face It! facial spray transforms mineral eyeshadows and liners into intense dramatic hues. Try this out with any of your favorite shades. An added bonus is that when you apply mineral powders moist, it will boost adherence.

Spray a little Face It! on the back of your hand and slightly dampen eyeshadow brush. Dip the brush into your minerals and apply. Since the brush is only damp (not wet), you will need to re-dampen your brush periodically as needed.

This is a great way to extend your clients’ existing color range. Products containing multidimensional and other frosts may even take on a new hue.

LIQUID LIPSTICK

Full bodied color with gloss shine. Liquid Lipstick combines the best of both worlds without a hint of lip gloss “tack”. The formula is as follows:

1/4 Crème base
1/4 Butter base
1/4 Glacé base
1 ml Moisture Additive
Pigment: 1.5 units maximum
Frost, if desired*: 1 large scoop maximum

*If using frost, you will need to add extra Moisture Additive to the above recipe. Add .5 ml extra Moisture Additive for a small scoop of frost. Add 1 ml extra Moisture Additive for a large scoop of frost.

PACKAGE IN:
GLOSS WAND, LC14 OR
GLOSS POT, LC13
SUGGESTED RETAIL: \$22-25

BRIGHT EYES MINERAL POWDER CONCEALER

Use Colorlab’s full coverage mineral powder combined with our Active Powders, Firming Complex and Eye Brightening Complex, to create a natural, silky powder concealer. The beneficial botanicals in Colorlab’s Active Powders are clinically proven to firm skin and decrease skin darkness by 20% and 65%, respectively.

Apply with sponge, patting gently around eye in areas needed.

1 1/4 t. Coverage Intensifier MP
3 tiny scoops Eye Brightening Active Powder
3 tiny scoops Firming Active Powder
Tiny scoops of toner as needed to match skin tone

PACKAGE IN: 3G JAR, PP2
SUGGESTED RETAIL: \$28

new products

A heapin’ helpin’ of new ready-to-wear and custom products



1 NEW JARS We have extended our packaging line with three beautiful new frosted jars complete with matte silver lids. Available in three sizes: 1/8 oz., 1/2 oz. and 1 oz.

2 TIME BOMBS! W/ARGIRELINE® Search out and destroy lines and wrinkles! Time Bombs! utilize a revolutionary new hexapeptide, Argireline®, coupled with glyceramides and sphingolipids of plant origin to deliver a restorative treatment to facial skin. Argireline®, a Botox™ alternative, specifically targets the formation of lines and wrinkles caused by skin folding due to the contraction of facial muscles. Each jar contains 30 ready to use capsules that are hermetically sealed to ensure complete freshness and efficacy of the active ingredients.

3 NEW PRESSED EYESHADOWS You asked for it! 10 fabulous shades including a full range of matte brown tones to complement our existing lineup of colors. Lineup consists of 4 neutral and 3 cool brown shades in soft to deep tonal values.

4 NEW LIP GLOSS SHADE Colorlab’s new RTW lip gloss shade, Adrenaline Rush. This rich rosy brown tone was a hit at Fashion Week.

5 NEW MINERAL FOUNDATION SHADES Natural Almond and Natural Porcelain pressed mineral foundation join our current line. With these additions, all of Colorlab’s mineral foundations are now available in both loose and pressed.

6 PRESSED LUMINESCENCE & BLUSH Daylight Pressed Luminescence gives your skin a delicate golden glow. The shade is a light, delicate soft gold which imparts a sophisticated golden glimmer and shimmer to the skin. Just Peachy Blush is the color of the season. It is a perfect neutral pink peach blush.

7 GET LIPPY!™ LIP PLUMPER IN PLUMPING COLOR By popular demand, we have created Get Lippy!™ In Plumping Color. Create bigger, sexier, voluptuous lips with Get Lippy!™ Now available in three tingling, plumping shades: Rose, Pink & Peach. Get Lippy!™, utilizes a natural, patented

tripeptide, Maxi-Lip™ to volumize, plump, hydrate, smooth fine surface lines and improve lip contours. Get Lippy!™, plumps and moisturizes the lips by stimulating collagen production in the connective tissues.

8 LIP PLUMPING ADDITIVE Available for use with the custom lip systems. See (7) Get Lippy!™ for product information and description of benefits. Use 0.5 ml in any lip product to get the same results as our Get Lippy!™

9 NEW LIPSTICK SHADES Two new shades that capture the look and feel of the season; All Mine, a neutral sheer rose brown and Softer Side, a neutral beige.

10 REFILLABLE SILVER PALETTE Now available, our refillable silver palette. Customize your clients’ ready-to-wear products by purchasing Colorlab pans only and filling this palette with their individualized seasonal look. Products can be switched out and replaced easily.

seasonal looks

RTW products and brushes are listed in UPPERCASE.
Custom products are listed in UPPERCASE ITALICS.
Custom product formulas are listed on page 11.

PURITY



Creamy neutrals lend a soft elegance to this carefree, innocent face. Slivers of silvered green dance through each piece adding wisps of whimsy. Cappuccino brown accentuates the lid while fresh bright peach gives cheeks a healthy radiance. Neutral understated lips are creamy and delicate. No sharp edges here, just soft femininity.

APPLICATION DIRECTIONS

FOUNDATION Full Coverage

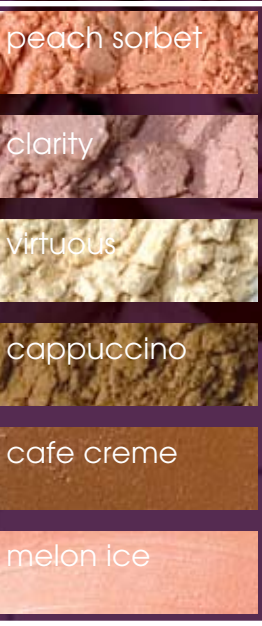
CONCEALER As needed

POWDER Translucent (very light application)

CHEEKS Softly dust cheeks with *PEACH SORBET* (for a more defined look, apply more pressure along the cheek bone to bring out the red tone of blush) with YOU'RE BLUSHING brush.

EYES Apply *CLARITY* to eyelid with IN THE SHADOW brush. Add *VIRTUOUS* to brow bone. Blend *CAPPUCCINO* to contour the crease with SOCKET TO ME brush. Line top and outer quarter corner with CASHMERE eye liner. Smudge liner at outer corner with opposite end of liner. Finish with BLACK AMAZING MASCARA on all lashes. Add appropriate WONDERBROW shade to brow to complete the eye.

LIPS Line and fill in lips with TWIG lip liner. Apply *CAFÉ CRÈME* lipstick to lips. Add *MELON ICE* gloss to finish.



GOLDEN GLAMOUR



Warmed peaches and browns to bronze and gold metallics bring new life to this neutral palette. Glimpses of golden shine highlight the eyes and lips. Muted mauve softens the eye and adds contrast in both hue and finish. Caramelized coffee gives lips a sophisticated allure or, for a dramatic twist, a sheer pop of warm red on the lips transforms and emboldens this look.

APPLICATION DIRECTIONS

FOUNDATION Full Coverage, matte

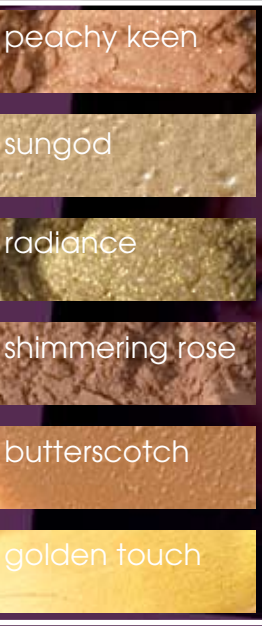
CONCEALER As needed

POWDER Match for Finishing powder, add DAYLIGHT for Highlight

CHEEKS Apply *ADOBE/PEACHY KEEN* to apple of cheek with YOU'RE BLUSHING brush.

EYES Apply *SHY/SUNGOD* to the lid of the eye with DETAIL ORIENTED brush. Add *SABLE/RADIANCE* to lid from center to outer corner with same brush. Blend *TRUFFLE/SHIMMERING ROSE* to crease and halfway under the eye with SOCKET TO ME brush. Blend crease with ALL OVER IT brush. Line top of lid with VINTAGE eye liner. Finish with BLACK/BROWN AMAZING MASCARA to all lashes. Add appropriate WONDERBROW shade to brow to complete the eye.

LIPS Line lips with BOURBON lip liner. Fill in lips with PUPPY LOVE/BUTTERSCOTCH lipstick. Add DAY OFF/GOLDEN TOUCH gloss to give lips a golden shine.



STRAWBERRY FIELDS



Spring's essence is captured in this playful, yet delicate palette. Muted green opens the eyes to shed spring's light while golden pink highlights the brow to further accentuate the eye. The fairest pink kisses the cheeks while a fresh strawberry hue brings color to full bodied lips.

APPLICATION DIRECTIONS

FOUNDATION as needed

CONCEALER as needed

POWDER Light translucent with soft luminous

CHEEKS Blend *BELLA/BLUSHING BERRIES* into apple of cheek with YOU'RE BLUSHING brush, then lightly dust up cheekbone onto edge of forehead

EYES Apply *FOREST/FERN* to lid and blend into crease with CAST A SHADOW brush. Blend *BABY DOLL/ROSE PETAL* under brow area with ALL OVER IT brush and then to the inner corner of eye with IN THE SHADOW brush. Add a touch of *BAREFEET/IVY VINE* to center of lid with finger. Line top and half of bottom lid with *MYSTICAL/RAIN STORM*, *STUCK ON YOU* and *NO TIME LINE* brush. Finish with *BLACK AMAZING MASCARA* on top and bottom lashes. Add appropriate *WONDERBROW* shade to brow to complete the eye.

LIPS Line lips with *TWIG* lip liner. Add *ALWAYS A BRIDESMAID/MAUVE MIST* lipstick to lips. Add luminous to lips by adding *ALONG FOR THE RIDE/BARELY PINK* gloss to top of bottom lip.



SPRING FLING



Deep and muted spring hues bring an air of mystery and drama to Spring Fling. Rich smoky brown plays off the luscious green bringing modern intrigue to the eyes. A hint of gold on the brow bones animates the eyes while warm peach blush softens the face. A sheer cool berry kiss of color leaves lips fetching and flirty.

APPLICATION DIRECTIONS

FOUNDATION as needed

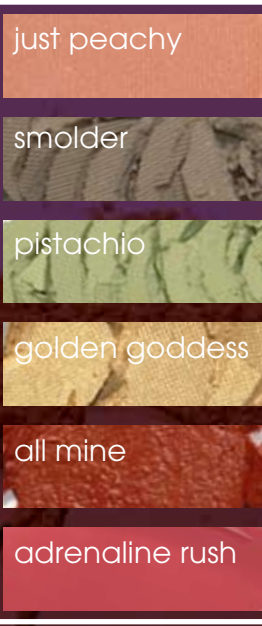
CONCEALER as needed

POWDER loose translucent to set foundation

CHEEKS Apply *JUST PEACHY* to cheek with YOU'RE BLUSHING brush and chisel up cheekbone.

EYES Apply *PISTACHIO* to lid with DETAIL ORIENTED brush. Add *SMOLDER* from center of lid to outer edge with IN THE SHADOW brush. Blend same color into crease with same brush and then halfway under eye with angle side of *BROW WOW* brush. Highlight brow bone with *GOLDEN GODDESS* using ALL OVER IT brush. Line top lid with *JADED* eye liner. Finish with *BLACK/BROWN AMAZING MASCARA* on all lashes. Add appropriate *WONDERBROW* shade to brow to complete the eye.

LIPS Line lips with *BLOSSOM* lip liner. Fill in lips with *ALL MINE* lipstick. Add *ADRENALINE RUSH* gloss for shine.



RTW spring collection

Colorlab’s Spring Ready-to-wear Collection reflects the season’s trends of earth-inspired greens, blues and browns, warmed peaches, pale pinks to rich reds, and glamorous metallics. Colorlab brings you a universally wearable collection for spring 2007. For more information, contact your Account Executive.



SEASONAL RTW DISPLAY

Colorlab’s Spring Ready-to-Wear Collection replicates the makeup seen on this season’s runways. From shimmering metallics to the soft hues of spring in a bouquet of shades.


STRAWBERRY FIELDS



GOLDEN GLAMOUR



SPRING FLING



Due to printing process, actual colors may vary.



CUSTOMIZE YOUR MINERAL PRODUCTS WITH NEW AGE-DEFYING ACTIVES THAT TARGET SPECIFIC SKIN CONDITIONS. GREAT FOR ANY MINERAL POWDER FORMULAS.

FIRMING COMPLEX...firmer youthful skin

Firming Complex anti-aging active powder restores firmness to the skin and protects the skin supporting tissues via the preservation of the elastin network. The active ingredients, Pisum Sativum (Pea) Extract and Algae Extract, have been proven in clinical studies to improve skin firmness by 20%.

- Improves cell turnover for younger looking skin
- Improves skin firmness and elasticity
- Increases cell regeneration in the epidermis
- Improves the appearance of wrinkles and fine lines
- Smooths the skin

MOISTURIZING COMPLEX...hydrated healthy skin

Moisturizing Complex active powder helps provides long lasting moisturizing and cellular regeneration for healthier more youthful looking skin. The active ingredient, Cassia Angustifolia (Senna) Seed Polysaccharide, has been proven in clinical studies to retain 35% of the moisture in the skin over a 24 hour period.

- Improves cellular function
- Improves the appearance of wrinkles and fine lines
- Improves the complexion of the skin
- Hydrates and moisturizes for a more youthful appearance

EYE BRIGHTENING COMPLEX...brightens under-eye circles Eye Brightening Complex active powder reduces under-eye darkness for a more youthful, well-rested appearance.

This combination of four natural plant extracts, Algae Extract, Ruscus Aculeatus Root (Butcher’s Broom), Centella Asiatica (Goto Kola) and Calendula Officinalis Flower(Calendula), have been proven in clinical trials to decrease under-eye darkness by nearly 65% in 4 weeks.

- Reduces dark circles around the eyes
- Reduces eye puffiness
- Improves skin firmness
- Improves capillary circulation
- Improves skin radiance and clarity

ACTIVATE YOUR COSMETICS

LIGHTENING COMPLEX...lightens dark areas

Lightening Complex offers long-term lightening effects on areas of hyperpigmentation without affecting the surrounding skin. This active powder combines a complex of Algae Extract, Waltheria Indica Leaf (Sleepy Morning) Extract, and Ferulic Acid which inhibit melanin production and produce a long term lightening effect. They were proven in clinical studies to inhibit melanin production by 80% over an 8 week period.

- Improves skin radiance and clarity
- Reduces and prevents the appearance of dark spots
- Improves cell turnover for younger looking skin
- Improves and maintains healthy, youthful appearance

BALANCING COMPLEX...oil control

Balancing Complex decreases oil production of the skin to help manage shine. This active powder has been proven in clinical trials to decrease oil production by nearly 20%. It combines Niacinamide, Yeast Extract, Aesculus Hippocastanum (Horse Chestnut) Seed Extract, Algae Extract, Caffeine, Panthenol and Biotin to regulate sebum and maintain a matte effect.

- Decreases oil production
- Improves capillary circulation
- Improves cell turnover
- Improves and maintains healthy skin



TO ORDER CALL 1-800-790-2417

COLOR & FACE DISPLAY

This sleek, contemporary, display showcases your collection of products in an easy to change design. This display can be customized with changeable templates to highlight your product focus: color, face or a combination of both.

HIGHLIGHTER DISPLAY

This sleek, contemporary, Lucite display promotes your featured products in an easy to change design. Changeable templates highlight your product focus. For RTW & Custom. Small enough to be placed at the cash wrap to increase impulse purchases.

NEW PALETTE DISPLAY TEMPLATE

Another great way to increase sales. The same quality POP Display base used for the Highlighter display can be quickly converted to this setup by changing one template. It grabs attention and sales! For RTW. See page 3, #10 for product details.





Fashion Forecast spring07



With each spring season comes rebirth, simplicity and a clean crisp feeling. This spring is no different. It is a beginning of a look at the past. Fashion designers have focused on purity and refinement by modernizing silhouettes from the 20's & 30's and recreating history with authentic pieces of Spanish heritage.

The color palette for spring is a refreshing blend consisting of golden peaches, yellows, pale iced pinks and vibrant purples to serene shades of blues and greens. Neutrals remain the same but along with black, white and navy; you will find luminous grays and warm rich browns. Fabrics are easy to wear with a playful feminine look such as poplins and cotton blends. Patterns range from traditional nautical stripes to bright jacquards. Designers accent with embellishments like hand embroidery and cutwork.

As fresh lines and a close fit are shown on the runway, makeup should be worn the same. Designers were inspired by city lifestyles and the work place, this season's make up will not break your dress code. On eyes sun-bleached hues or a simple single color with highlights of gray and metallic shimmer are back in fashion.

For the more adventurous trendsetters, designers traveled deep into the Amazon for rich earth tones. Inspired by the deepest purples/violets and brilliant corals and reds. Eyes are shown in dark sensual shades with hints of shimmer to light up the night-time look. Lips are lined and filled in with strong reds and oranges.

Let the diversity of this season's colors inspire your creative energy to design a fashionable look for each of your customers.



colors & formulas

Follow the trends for spring 2007. Use these colors to update your display for spring with the trend looks suitable for your clientele

lipstick

blackberry kiss	cream	fire & ice	minimalist
butterscotch	crimson	holly hock	weekend
café crème	dark salmon	mauve mist	wine & roses

lip gloss

ballet	darling	melon ice	ruby queen
coppertina	golden touch	misty grape	barely pink
crystal ball	grapefruit	pink ruffle	sunburst

blush

blushing berries	peach sorbet	peachy keen
------------------	--------------	-------------

eye glaze & pudding

golden star	ivy vine	opal lake	sun god
iced foam			

eye shadow

cappucino	fern	rainstorm	virtuous
clarity	radiance	shimmering rose	

key: lipstick lip gloss blush eye glaze & pudding eye shadow

BLACKBERRY KISS

Butter base
.25 + .50 Blackberry

BUTTERSCOTCH

Butter base
.25 + .25 Cocoa
.25 + .25 Marigold
.25 + .25 White
1 large scoop Sand Frost
6 tiny scoops Fuchsia Frost
8 drops Silkening Modifier

CAFÉ CRÈME

Crème base
.50 + .25 Peach
.50 Cocoa
.25 + .25 White
.25 + .25 Coral
.125 + .125 Ruby Red
1 small scoop Sand Frost
.5 ml Moisture Additive

CREAM

Butter base
.50 Peach
.125 +.125 Coral
.125 + .125 Cocoa
.125 White
.125 Brown

CRIMSON

Crème base
.50 Red Red
.25 Peach
.125 + .125 + .25 + .25 Ochre
.125 Blackberry
1 tiny scoop Twinkle Foil
6 drops Silkening Modifier

DARK SALMON

Butter base
.50 + .25 Peach
.25 + .25 + .25 Paprika
.25 + .25 Cocoa
.25 Wineberry

FIRE & ICE

Matte base
.50 Red Red
1 large scoop Saturated Red MP
1 large scoop Sienna Frost
2.5 ml Moisture Additive
6 drops Silkening Modifier

HOLLYHOCK

Matte base
.25 + .25 Blackberry
.25 Crimson
.125 + .125 Blueberry
1 small scoop Sand Frost
3 tiny scoops Champagne Frost
2 tiny scoops Violet Frost
2 tiny scoops Fuchsia Frost
1ml Moisture Additive
6 drops Silkening Modifier

MAUVE MIST

Butter base
.50 + .50 Peach
.25 + .25 + .125 Cocoa
.125 + .125 + .125 + .125 Ruby Red
1 drop Black
1 small scoop Morganite MDF

MINIMALIST

Butter base
.25 + .25 Coral
.25 + .25 Peach
.125 + .125 Brown
.125 Sapphire
1 drop Wineberry
2 tiny scoops Champagne Frost
2 tiny scoops Twinkle Foil

WEEKEND

Matte base
.50 + .25 Brown
.50 Peach
.25 + .25 + .25 Magenta
.25 Tangerine
.125 Marigold
1 large scoop Chrysolite MDF
1.5 ml Moisture Additive
6 drops Silkening Modifier

WINE & ROSES

Crème base
.50 + .25 Peach
.50 Wineberry
.25 +.25 +.125 Brown
.25 Paprika
.25 Ochre
.125 Mahogany
2 tiny scoops Champagne Frost

BALLET

Smoothie base
2 drops Marigold
2 tiny scoops Fuchsia Frost
2 tiny scoops Violet Frost
2 tiny scoops Opal Frost
2 tiny scoops Pink Frost

COPPERTINA

Lip Gloss base
4 drops Brown
2 drops Paprika
2 drops Flame
1 drop Red Red
1 small scoop Morganite MDF
1 small scoop Chrysolite MDF
6 drops Silkening Modifier
1ml Moisture Additive

CRYSTAL BALL

Glacé base
1 tiny scoop Chrysolite MDF
1 tiny scoop Morganite MDF
1 tiny scoop Azurite MDF
1 tiny scoop Alexandrite MDF

DARLING

1/2 Smoothie base + 1/2 Glacé base
1 drop Peach
1 drop Coral
1 tiny scoop Alexandrite MDF
1 tiny scoop Morganite MDF
1 tiny scoop Champagne Frost
1 tiny scoop Twinkle Foil

GOLDEN TOUCH

Glacé Base
1 drop Peach
1 drop Brown
2 tiny scoops Chrysolite MDF
1 tiny scoop Sand Frost
1 tiny scoop Gold Frost

GRAPEFRUIT

1/2 Smoothie base + 1/2 Glacé base
1 drop Paprika
3 tiny scoops Twinkle Foil
2 tiny scoops Chrysolite MDF

MELON ICE

Glacé base
1 drop Magenta
1 drop Ochre
.125 + .125 Coral
2 tiny scoops Alexandrite MDF

MISTY GRAPE

Lip Gloss base
1 drop Blackberry
3 tiny scoops Twinkle Foil
2 tiny scoops Azurite MDF

PINK RUFFLE

Glacé base
2 drops Peach
1 drop Magenta
1 drop Brown
1 drop Tangerine
12 drops Silkening Modifier

RUBY QUEEN

Lip Gloss base
5 drops Wineberry
2 drops Ochre

BARELY PINK

Smoothie base
1 tiny scoop Gold Frost
1 tiny scoop Pink Frost
1 tiny scoop Fuchsia Frost

SUNBURST

Smoothie base
3 tiny scoops Saturated Red MP
3 tiny scoops Saturated Yellow MP
3 tiny scoops Chrysolite MDF

BLUSHING BERRIES

1 1/2 t. Medium MP
1/4 + 1/8 t. Saturated Red MP
1/4 t. Pink Gold Frost

PEACH SORBET

3/4 t. Translucent Modifier MP
1/2 t. Alexandrite MDF
1/4 t. + 1/8 t. Tourmaline MP
1/8 t. Amber MP
2 Tiny scoops Saturated Red MP

PEACHY KEEN

1 t. Translucent Modifier MP
1/4 t. Tiger's Eye MP
1/4 t. Tourmaline MP
1/4 t. Rose Quartz MP
1/4 t. Sand Frost

GOLDEN STAR

10 pumps Thinner
10 pumps Pearl
3 pumps Fringe Benefit
1 large scoop + 1 small scoop Gold Frost
1 small scoop Chrysolite MDF

ICED FOAM

10 pumps Thinner
10 pumps Pearl
3 pumps Fringe Benefit
1 large Light MP
1 small Azurite MDF
3 tiny scoops Opal Frost
2 tiny scoops Twinkle Foil
2 tiny scoops Saturated Green MP

IVY VINE

6 pumps Fringe Benefit
2 pumps Thinner
2 pumps Pearl
1 large scoop Crystal Frost
1 small scoop Medium MP
3 tiny scoops Saturated Green MP
3 tiny scoops Jade MP
3 tiny scoops Chrysolite MDF
1 tiny scoop Sand Frost

OPAL LAKE

6 pumps Fringe Benefit
2 pumps Thinner
2 pumps Pearl
1 large scoop + 1 small scoop Med. MP
1 small scoop Saturated Blue MP
1 small scoop Azurite MDF
3 tiny scoops Onyx MP

SUN GOD

10 pumps Thinner
10 pumps Pearl
3 pumps Fringe Benefit
1 large scoop Gold Frost
1 small scoop Pink Gold Frost
1 tiny scoop Bronze Frost

CAPPUCCINO

1 t. Coverage Intensifier Light MP
1/4 t. Dark MP
CLARITY
3/4 t. Coverage Intensifier Medium MP
1/8 t. + 1/4 t. Violet Frost
1/8 t. Alexandrite MDF

FERN

1 t. Medium MP
1/4 t. Onyx MP
1/4 t. Jade MP

RADIANCE

1/4 t. Medium MP
1/4 t. Bronze Frost
1/4 t. Gold Frost
1 tiny scoop Jade MP
1 tiny scoop Chrysolite MDF

RAIN STORM

1 t. Onyx MP
1/4 t. Azurite MDF
1/8 t. Crystal Frost

ROSE PETAL

1/2 t. Medium MP
1/4 t. Light MP
1/4 t. Morganite MDF
1/8 t. Pink Gold Frost

SHIMMERING ROSE

1 t. Medium MP
1/4 t. Garnet Frost
1/8 t. Amethyst MP
1/8 t. Agate MP

VIRTUOUS

1/4 t. Light MP
1/4 t. Coverage Intensifier Medium MP
1/4 t. Alexandrite MDF
1/4 t. Crystal Frost

mixology formulas

LIQUID LIPSTICK

PINK CHABLIS

1/4 Crème base
1/4 Butter base
1/4 Glacé base
.25 + .25 Coral
.25 + .25 Cocoa
.25 + .125 + .125 White
.25 Magenta
.125 Sapphire
1 ml Moisture Additive

DO-IT-YOURSELF

HIGHLIGHT/CONTOURING KIT

ONE

1/4 t. Light MP
1/4 t. Alabaster MP
1/8 t. Coverage Intensifier Light MP
1/8 t. Moonlight Pearl MP

TWO

1/4 t. + 1/8 t. Medium MP
1/4 t. Coverage Intensifier Medium MP
1/8 t. Tiger's Eye MP
1/2 tiny scoop Lapis MP

THREE

1 large scoop Botanical Crème Complex
1 pump Fringe Benefit
1/4 t. Light MP
1/4 t. Translucent Modifier MP
1/8 t. Alabaster MP
1 tiny scoop Amber MP

FOUR

1 large scoop Botanical Crème Complex
1 pump Fringe Benefit
1 small scoop Extra Light Coverage Enhancer
1/4 t. Translucent Modifier MP
1/8 t. Moonlight Pearl MP
1/8 t. Alabaster MP

FIVE

1 large scoop Botanical Crème Complex
1 pump Fringe Benefit
1 small scoop Medium Coverage Enhancer
1/2 t. Medium MP

SIX

1 large scoop Botanical Crème Complex
1 pump Fringe Benefit
1 small scoop Dark Coverage Enhancer
1/2 t. Light MP
1/2 tiny scoop Lapis MP

UPCOMING TRADE SHOWS

Colorlab Cosmetics, an innovator of the finest custom blend cosmetics, invites you to experience what your competitors have been talking about. Wouldn't it be great to have your cosmetic clientele experience cosmetics created just for them while they watch? Colorlab allows you to custom blend perfectly matched foundations, lipsticks, glosses, mineral powder eyeshadows, and blushes in unlimited colors right before their eyes and the best part is they will keep coming back because you hold the secret to their unique creation. Look for our email or postcard listing the shows where we will be exhibiting at next.

COLORLAB TRAINING

If you currently sell or have recently purchased any of Colorlab's custom blend systems (lipstick, foundation, or mineral powder) you are eligible for a free training session at Colorlab corporate headquarters. Trainings may also be scheduled at your location for a nominal fee. To schedule a training, call 1-800-790-2417.

CONSULTING SERVICES

If you've ever wondered how you can...

- launch the Colorlab line
- raise in-house awareness of your cosmetics
- re-launch and re-energize your makeup line
- boost sales through events and promotions
- approach clients with cosmetics offerings
- best train your makeup staff

...just ask. Colorlab can help you create, develop and grow a successful cosmetics business. For more information call 1-800-790-2417.

BULK PRICING ON READY-TO-WEAR SHADES

Your favorite ready-to-wear shades are available in bulk. Call us at 1-800-790-2417.

CONTRACT MANUFACTURING

Create your own exclusive cosmetics line infused with Colorlab's technical knowledge and commitment to quality. Contract manufacturing is available in our state-of-the-art facility in Williston, VT. Our plant was designed to fulfill your research, formulation and manufacturing needs...from lipstick, lip gloss, eyeshadow and foundation to skin care, body care and beyond. Take advantage of our flexible production capacity. Our equipment can accommodate runs from small to large. We look forward to the opportunity to help you achieve your business goals. For more information, please call 1-800-790-2417.

NEW WEB ADDRESS FOR ONLINE CATALOG & NEWSLETTER

Visit Colorlab's online catalog and find newsletter images you can print at www.colorlabprivatelabel.com. Navigate to the catalog or the newsletter.

LET'S KEEP IN TOUCH

Send us your email address if you would like to be included in information about new product launches, promotions, custom recipes, etc.

SHOW US YOUR STUFF & WIN

Send in recipes you've made using Colorlab's custom Lip, Mineral or Foundation systems. The Colorlab staff will test the products made from your recipes and select a favorite from all received that month. The winner will receive \$100.00 in Colorlab products and have their product featured in our newsletter. Please submit your recipes by the 15th of each month for inclusion in that month's contest.

Send entries to:

Colorlab Cosmetics/Show Us Your Stuff
1112 Fifth Avenue
Rockford, Illinois 61104.

SPECIAL THANKS

To makeup artist Lisa Ryan and Hair Stylist Annisa Viel for their help with cover model Simona Boettner.

COLORLAB CANADIAN REPRESENTATIVE:

Michele Duivenvoorden
Beauty Crew
8201 Weston Road, Studio 2B
Vaughan, Ontario, Canada L4L1A6
(905) 264-2022
mduivenvoorden@colorlabprivatelabel.com

www.colorlabprivatelabel.com

COLORLAB COSMETICS
1112 FIFTH AVENUE
ROCKFORD, IL 61104

PRST STD
US POSTAGE
PAID
ROCKFORD, IL
PERMIT NO. 1244